


Platek®

ARCHITECTURAL AND
DECORATIVE
OUTDOOR LIGHTING



Platek®

ARCHITECTURAL AND
DECORATIVE
OUTDOOR LIGHTING

NEWS 2018

DECORATIVE OUTDOOR LIGHTING

OUTDOOR TABLE LAMP

4



MESH
Limited edition

WALL EFFECT

16



CHiodo
Applique

FLOOR

8



MESH XL
Floor

DOWNLIGHT

8



MESH XL
Downlight

12



ETEREA
Battery

8



MESH XL
Downlight

ARCHITECTURAL OUTDOOR LIGHTING

WALL RECESSED

32



TEAM small
Recessed

FLOODLIGHTS

20



SUN small
Collection

WALL EFFECT

26



BLEND
Applique

BOLLARD

26



BLEND
Bollard

INDOOR CEILING RECESSED

44



E 2
Ceiling recessed

32



TEAM medium
Recessed

20



SUN medium
Collection

38



MONACO medium
applique

26



BLEND
Bollard

44



E 4
Ceiling recessed

20



SUN large
Collection

32



TEAM
Bollard



TEAM
Bollard

MESH limited edition

Design by
Marco Acerbis

MESH Limited Edition è una collezione in cui le lampade da tavolo a batteria dell'iconica collezione sono reinterpretate in termini di finiture e colore dal loro designer Marco Acerbis in collaborazione con Baolab, laboratorio di ricerca di materiali e tendenze. Da questa fruttuosa collaborazione nasce l'idea di creare quattro "mood", proprio come se si trattasse di due personaggi dai caratteri molto diversi. Oltre allo studio approfondito dei colori per la verniciatura, sono stati utilizzati materiali come la pelle e i tessuti per personalizzare, a mano, ogni singolo pezzo. Il risultato è una linea di oggetti unici, caratterizzati da un affascinante equilibrio di contrasti: primo fra tutti quello fra industrializzazione e sartorialità.

MESH Limited Edition is a collection in which battery-operated table lamps of the iconic collection are reinterpreted in terms of finish and colour by their designer Marco Acerbis in collaboration with Baolab, a research laboratory for materials and trends. From this fruitful collaboration came the idea of creating four "moods", just as if they were two individuals with very different characters. In addition to an in-depth study of paint colours, materials such as leather and fabrics were used to customise each piece by hand. The result is a range of unique objects, characterised by a charming balance of contrasts: first and foremost, somewhere between industrialization and tailoring.





INFORMAZIONI TECNICHE

Testa e base realizzate in alluminio verniciato e resistente alla corrosione. Protezione con trattamento di anodizzazione. Asta realizzata in acciaio verniciato e resistente alla corrosione. Schermo in policarbonato opale diffondente. Assenza di viti a vista.

TECHNICAL INFORMATION

Head and base made in corrosion resistant and painted aluminium. Protection with anodizing treatment. Rod made in corrosion resistant and painted stainless steel. Diffuser made in polycarbonate. Product with no visible screws.



MESH limited edition - table lamp

White LED colour



MESH limited edition

4,5W LED data
4,5W Real data

Li-Ion battery pack included
Gradual infrared dimming
Cable Micro USB-B to USB-A included
Charger excluded (*)

Battery: 6 hours

A / A+ / A++

IP65 - IK07
Class III

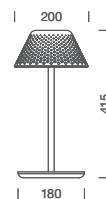
notes
(*) Charger excluded to be ordered separately

Battery charged

IP68 micro USB

infrared sensor switch

White LED colour



MESH limited edition

cable version 10W LED data
12W Real data

220-230V 50/60Hz

Cable lenght 3 m (3 x 1 mm²)
Schuko included (IP44)

A / A+ / A++

IP65 - IK07
Class I



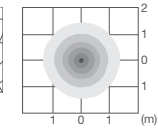
code / LED colour

32 56 116 .120 (gold)
3000K (118lm*)

32 55 116



87°
540 cd/klm



3000K
101 lux
76 lux
51 lux
26 lux
1 lux



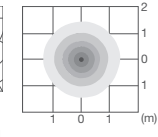
code / LED colour

32 56 116 .121 (green)
3000K (118lm*)

32 55 116



87°
540 cd/klm



3000K
101 lux
76 lux
51 lux
26 lux
1 lux



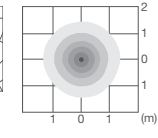
code / LED colour

32 56 116 .122 (blue)
3000K (118lm*)

32 55 116



87°
540 cd/klm



3000K
101 lux
76 lux
51 lux
26 lux
1 lux



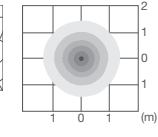
code / LED colour

32 56 116 .123 (red)
3000K (118lm*)

32 55 116



87°
540 cd/klm



3000K
101 lux
76 lux
51 lux
26 lux
1 lux



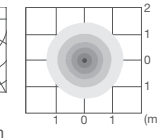
code / LED colour

32 51 116 .120 (gold)
3000K (310lm*)

32 50 116



87°
540 cd/klm



3000K
101 lux
76 lux
51 lux
26 lux
1 lux



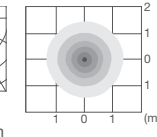
code / LED colour

32 51 116 .121 (green)
3000K (310lm*)

32 50 116



87°
540 cd/klm



3000K
101 lux
76 lux
51 lux
26 lux
1 lux



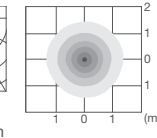
code / LED colour

32 51 116 .122 (blue)
3000K (310lm*)

32 50 116



87°
540 cd/klm



3000K
101 lux
76 lux
51 lux
26 lux
1 lux



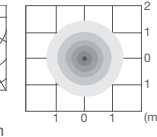
code / LED colour

32 51 116 .123 (red)
3000K (310lm*)

32 50 116



87°
540 cd/klm



3000K
101 lux
76 lux
51 lux
26 lux
1 lux

Accessori | Accessories



89 56 014
Caricabatteria
89 56 014
Battery charger



89 10 502 .08 (antracite)
Paletto di servizio
89 10 502 .08 (anthracite)
Service post

MESH XL


Design by
Marco Acerbis

“Due naturali evoluzioni della famiglia specialmente dedicata al mondo del contract per esterni che necessita di oggetti importanti e molto visibili per salotti sotto le stelle”, così definisce Marco Acerbis la nuova lampada a piantana MESH XL così come la sospensione XL. La famiglia MESH, ormai divenuta icona della nuova era Platek, sta dimostrando le sue grandi potenzialità decorative e la sua trasversalità di utilizzo. La famiglia, che ha preso inizialmente ispirazione dalla classica forma dell'abat jour, rivisitata in chiave contemporanea e soprattutto tecnologica (per vivere perfettamente all'aperto).

“Two natural evolutions for the product range dedicated to contract installations for external use which require decisive and very visible products for outdoor seating areas under the stars”, as Marco Acerbis defines the new MESH XL lamp-post as well as the XL suspension, both new propositions for LIGHT+BUILDING 2018.

The MESH range, now an icon of the new Platek era is demonstrating its great decorative and across-the board potential. The range, initially took its inspiration from the classic form of abat jour, revisited in a contemporary and technological style (for living perfectly outdoors).





INFORMAZIONI TECNICHE

Testa e base realizzate in alluminio verniciato e resistente alla corrosione. Protezione con trattamento di anodizzazione, fondo con polveri epossidiche e verniciatura poliestere. Asta realizzata in acciaio verniciato e resistente alla corrosione. Schermo in policarbonato opale diffondente. Assenza di viti a vista.

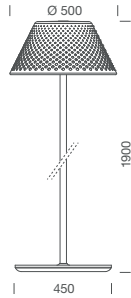
TECHNICAL INFORMATION

Head and base made in corrosion resistant and painted aluminium. Protection with anodizing treatment, epoxy powder base coating and polyester painting. Rod made in corrosion resistant and painted stainless steel. Diffuser made in polycarbonate. Product with no visible screws.



MESH XL

White LED colour



MESH XL floor

23,8W LED data
25W Real data

available colours
○ .02 white
● .09 bronze

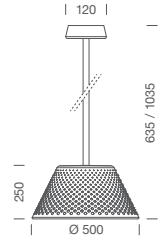
220-230V 50/60Hz

A / A+ / A++

Cable lenght 3 m
Schuko included (IP44)

IP68 - IK08
Classe I

White LED colour



MESH XL downlight

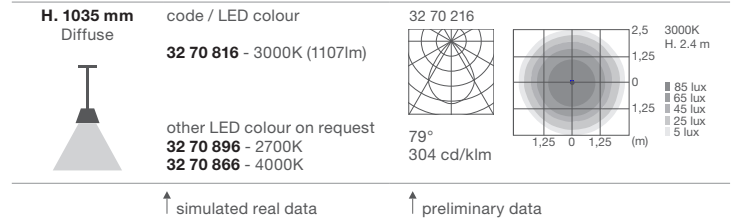
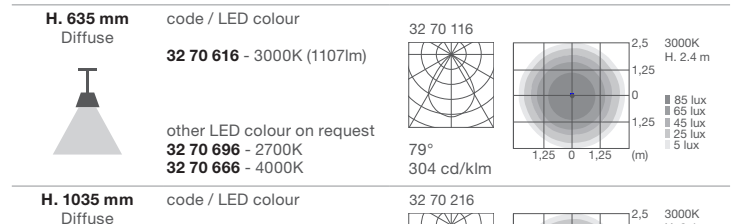
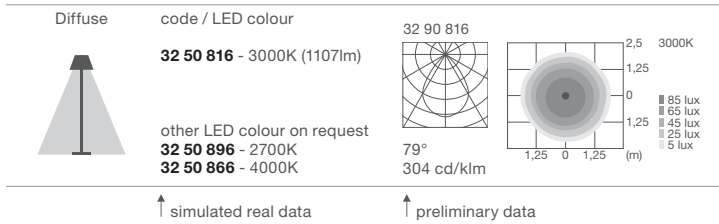
23,8W LED data
25W Real data

available colours
○ .02 white
● .09 bronze

220-230V 50/60Hz

A / A+ / A++

IP68 - IK08
Classe I



ETEREA collection

Design by
Danesi & Buzzoni

ETEREA si ispira alla vecchia lanterna, proposta nelle sue forme essenziali. Antiche memorie si concretizzano in linee pure e geometriche, creando un volume incorporeo, fatto solo di luce. Per questo suo effetto a luce diffusa, si ambienta alla perfezione su terrazzi, giardini e porticati. ETEREA, proprio come le classiche lanterne, può essere appoggiata a terra o fissata a parete tramite un'apposita staffa. Un tocco di design funzionale è dato dalle clip trasparenti per fissare il cavo ai montanti verticali.

ETEREA takes inspiration from the classic lantern, proposed in its essential forms. Ancient memories are constituted by pure and geometric lines, able to create an incorporeal volume, made up only of light. By its diffused light, it perfectly fits on terraces, gardens and arcades. ETEREA just like the classic lanterns, can be placed directly on the ground or fixed to a wall by means of its bracket. A touch of functional design is given by a transparent clip to secure the cable to the vertical uprights.





INFORMAZIONI TECNICHE

Corpo realizzato in acciaio inox AISI 430. Maniglia regolabile a scomparsa realizzata in acciaio inox AISI 304. Verniciatura con fondo a polveri epossidiche e verniciatura finale in poliestere. Viti in acciaio inox A4. Assenza di viti a vista.

TECHNICAL INFORMATION

Body made in AISI 430 stainless steel. Adjustable recessed handle made in AISI 304 stainless steel. Painting with epoxy powder base coating and final painting in polyester. A4 stainless steel screws. Product with no visible screws.



 **Battery charged**

 **IP65 waterproof**

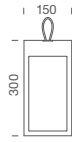
 **IP68 micro USB**

 **ON/OFF switch**

ETEREA, lampada per esterno IP65 a batteria. Mantenendo l'estetica della versione con cavo è stato sviluppato un prodotto a batteria con elevata efficienza e durabilità. Si garantisce un flusso luminoso pari a 400 lm per 6 ore, con tempo di ricarica della batteria da 0 a 100% in 6 ore, per mezzo di un caricatore da 1A.

ETEREA, an IP65 outdoor battery luminaire. A new product with battery and high efficiency and durability has been developed on the same aesthetics of the previous version with power supply cable. It guarantees a luminous flux of 400 lm for 6 hour, by a charging time from 0 to 100% of 6 hours, by means of 1A charger.

White LED colour



Battery charged

IP68 micro USB

ON/OFF switch

ETEREA battery charged

4,5W LED data
4,5W Real data

available colours
O .02 white

Li-Ion battery pack included
Gradual infrared dimming
Cable Micro USB-B to USB-A included
Charger excluded (*)

A / A+ / A++

Battery: 6 hours

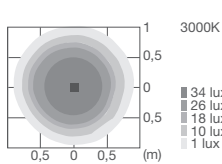
IP65 - IK07
Class III

120°
Diffuse

code / LED colour

94 14 219 - 3000K (118lm)

94 14 219



3000K
34 lux
26 lux
18 lux
10 lux
1 lux

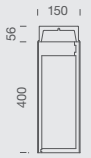
120°
398 cd/klm

0,5 0 0,5 (m)

↑ simulated real data

↑ preliminary data

White LED colour



ETEREA 150

cable version 7,5W LED data
9W Real data

available colours
O .02 white

● .07 corten

● .08 anthracite

220-240V 50/60Hz
A / A+ / A++

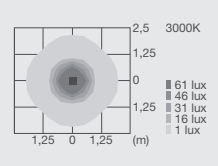
4 mm thick white tempered glass
Cable lenght 5 m

IP65 - IK08
Class II

120°
Diffuse

code / LED colour

94 14 319 - 3000K (330lm)
94 14 369 - 4000K (350lm)

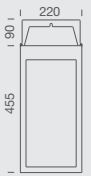


other LED colour on request
94 14 399 - 2700K

120°
398 cd/klm

↑ real data

White LED colour



ETEREA 220

cable version 7,5W LED data
9W Real data

available colours
O .02 white

● .07 corten

● .08 anthracite

220-240V 50/60Hz
A / A+ / A++

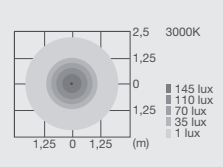

4 mm thick white tempered glass

IP65 - IK08
Class II

140°
Diffuse

LED colour

94 14 819 - 3000K (515lm)
94 14 869 - 4000K (540lm)



other LED colour on request
94 14 899 - 2700K

140°
183 cd/klm

↑ real data

Accessori | Accessories



89 56 014
Caricabatteria
89 56 014
Battery charger



ETEREA BATTERIA
94 99 007 Piedini di sostegno in PMMA con gommino antigraffio.
ETEREA BATTERIA
94 99 007 PMMA support feet with anti-scratch rubber.



ETEREA 150
89 51 091 Attacco a parete
.02 (white) / 07 (corten) / .08 (anthracite)
ETEREA 220
89 51 090 Attacco a parete
.02 (white) / 07 (corten) / .08 (anthracite)



ETEREA 150
94 99 006 Clip ferma cavo in PMMA
ETEREA 220
94 99 005 Clip ferma cavo in PMMA



89 10 502 .08 (antracite)
Paletto di servizio
89 10 502 .08 (antracite)
Service post

CHIODO collection

Design by
Danesi & Buzzoni

Una famiglia di paletti in tre altezze. Semplicissimi nel design, i prodotti CHIODO possono essere utilizzati sia nascosti all'interno dei cespugli, sia a vista. Nel primo caso viene esaltata la capacità illuminante, generando un intenso punto luce particolarmente adatto a scenografiche illuminazioni di giardini o di grandi vasi con fiori e verde. Nel secondo caso, si possono creare magiche composizioni completamente personalizzate utilizzando elementi di diverse altezze, come piccole foreste di luce pura. CHIODO può essere fissato nel terreno con un picchetto, oppure sulla pavimentazione tramite una piccola base.

A family of poles in three heights. Very simple design, the products CHIODO can be used both hidden inside the bushes, or in view. In the first case it highlights the lighting capacity, generating an intense light particularly suitable for scenic lighting of gardens or large vases with flowers and greenery. In the second case it can create magical compositions by using elements of different heights, such as small forests of pure light. CHIODO can be fixed in the ground by its spike, or on the floor through a small base.






INFORMAZIONI TECNICHE

Testa in alluminio trattato e verniciato nero. Asta in alluminio rivestito in fibra di carbonio. Picchetto per il fissaggio nel terreno in acciaio inox AISI 316. Protezione con trattamento di anodizzazione, fondo con polveri epossidiche e verniciatura poliesteri. Schermo in PMMA opale diffondente. Assenza di viti a vista.

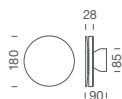
INFORMAZIONI TECNICHE

Head made in corrosion resistant and painted in black aluminium alloy. Rod in aluminium with carbon fiber coating. Spike for fixing in the ground in AISI 316 stainless steel. Protection with anodizing treatment, epoxy powder base coating and polyester painting. Diffuser made in opal PMMA. Product with no visible screws.



CHIODO applique

White LED colour



CHIODO applique

11W LED data
12,1W Real data

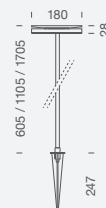
available colours
● .01 black
○ .02 white

220-240V 50/60Hz
A / A+ / A++

IP68 connector included
15 mm anti-UV
polycarbonate diffuse

IP65 - IK05
Class I

White LED colour



CHIODO applique

11W LED data
12,1W Real data

available colours
● .01 black

220-240V 50/60Hz
A / A+ / A++

IP68 connector included
15 mm anti-UV
polycarbonate diffuse

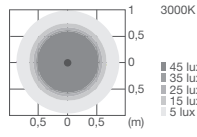
IP65 - IK05
Class I

Diffuse

LED colour

94 02 816

94 02 816 - 3000K (662lm)
94 02 866 - 4000K (1070lm)



other LED colour on request
94 02 896 - 2700K

120°
374 cd/klm

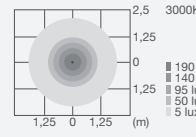
↑ real data

H. 600 mm
Diffuse

LED colour

94 02 116

94 02 116 - 3000K (662lm)
94 02 166 - 4000K (1070lm)



other LED colour on request
94 02 196 - 2700K

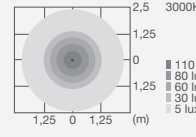
120°
374 cd/klm

H. 1100 mm
Diffuse

LED colour

94 02 216

94 02 216 - 3000K (662lm)
94 02 266 - 4000K (1070lm)



other LED colour on request
94 02 296 - 2700K

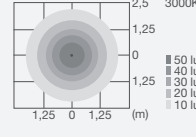
120°
374 cd/klm

H. 1700 mm
Diffuse

code / LED colour

94 02 316

94 02 316 - 3000K (662lm)
94 02 366 - 4000K (1070lm)



other LED colour on request
94 02 396 - 2700K

120°
374 cd/klm

↑ real data

Accessori | Accessories



89 17 014
Connettore IP68 3 x 1,5 mm²
per cavi Ø 5,5 ÷ 10 mm
89 17 014
IP68 Gel Connector max. 3 x 1,5 mm²
for Ø 5,5 ÷ 10 mm cable



89 51 100.01 (nero)
Base supporto per fissaggio a pavimento
89 51 100.01 (black)
Floor fixing plate



89 17 004
Connettore IP68 max 3 x 4 mm²
per cavi Ø 9,5 ÷ 12 mm
89 17 004
IP68 Gel Connector max. 3 x 4 mm²
for Ø 9,5 ÷ 12 mm cable



89 10 502.08 (antracite)
Paletto di servizio
89 10 502.08 (anthracite)
Service post

SUN Floodlight collection

Design by
LUNDBERG DESIGN

Una famiglia di proiettori, disegnata dallo studio Lundbergdesign, di varie grandezze e potenze, a luce bianca o dinamica, adatta a soddisfare qualunque esigenza nella progettazione illuminotecnica degli ambienti esterni. Il design è rigorosamente tecnico, ma con note decisamente accattivanti. Forma e funzione si identificano e si sposano perfettamente, definendosi mediante cambi di superfici e di materiali. Un particolare degno di nota: tutto l'apparato tecnologico mostra una maggiore attenzione alle ottiche.

A family of floodlights designed by the Lundbergdesign Studio, in various sizes and wattages, with white or dynamic light, suitable for meeting any outdoor lighting design requirement. The design is strictly technical in feel, with decidedly captivating aspects. Form and function are clearly identified and come together perfectly in the defined changes of surface finish and materials. Of particular note: the technological equipment is designed to show off the optics to best effect.





INFORMAZIONI TECNICHE

Corpo e flangia di chiusura in pressofusione di alluminio verniciato e resistente alla corrosione. Protezione con trattamento di anodizzazione, fondo con polveri epossidiche e verniciatura poliesteri. Viti in acciaio inox A4. Nonio graduato in acciaio inox AISI 304 con doppio serraggio per un sicuro posizionamento.

TECHNICAL INFORMATION

Die-cast aluminium body and locking ring. Protection with anodizing treatment, epoxy powder base coating and polyester painting. A4 stainless steel screws. AISI 304 stainless steel graduated ring to keep right adjustment.



SUN SMALL floodlight

White LED colour

Dynamic LED colour



SUN SMALL floodlight

symmetrical 19W LED data
25W Real data

220-240V 0/50/60Hz
☉ DALI included
Surge protection included

A / A+ / A++

5 mm extra clear glass
cable input Ø 7-13 mm

IP66 - IK08
Class I

available colours

- .06 grey
- .08 anthracite

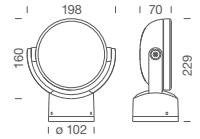
surface finish on request

- .01 black
- .02 white
- .07 corten
- .09 bronze

Beam Angle	CODE / LED colour	88 40 111	88 40 113	88 40 118
13° Spot	<p>88 40 111 - 3000K (1020lm) 88 40 161 - 4000K (1130lm)</p> <p>other LED colour on request 88 40 191 - 2700K</p>	<p>14° 16820 cd/klm</p>	<p>26° 3078 cd/klm</p>	<p>60° 1137 cd/klm</p>
26° Medium	<p>88 40 113 - 3000K (1800lm) 88 40 163 - 4000K (2000lm)</p> <p>other LED colour on request 88 40 193 - 2700K</p>			
60° Large	<p>88 40 118 - 3000K (1880lm) 88 40 168 - 4000K (2090lm)</p> <p>other LED colour on request 88 40 198 - 2700K</p>			

↑ simulated real data

↑ preliminary data



SUN SMALL floodlight

symmetrical 16,7W Nominal power
max. 700mA (*)
4 channels +
1 channel NTC

A / A+ / A++

5 mm extra clear glass
cable input Ø 7-13 mm

IP66 - IK08
Class III

available colours

- .06 grey
- .08 anthracite

surface finish on request

- .01 black
- .02 white
- .07 corten
- .09 bronze

notes
(*) power supply excluded
to be ordered separately

Beam Angle	CODE / LED colour
10° Spot	<p>88 40 101 - RGBW</p> <p>other LED colour on request</p>
25° Medium	<p>88 40 103 - RGBW</p> <p>other LED colour on request</p>
35° Large	<p>88 40 108 - RGBW</p> <p>other LED colour on request</p>

Accessori | Accessories



89 56 135
REGO 24
controller max. 24 LED
4 canali (max. 6 LED/canale)
max. 40W, out 500mA



89 56 110
REGO 48
controller max. 48 LED
4 canali DMX-RDM (max. 12 LED/canale)
IN max. 60V-135W, out 350/500/700mA

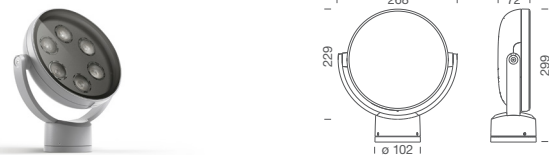


89 56 115
REGO 384
controller max. 384 LED
32 canali DMX-RDM (max. 12 LED/canale)
IN max. 60V-1080W, out 350/500/700mA

SUN MEDIUM floodlight

White LED colour

Dynamic LED colour



SUN MEDIUM floodlight

SUN MEDIUM floodlight

symmetrical 36W LED data
38W Real data

asymmetrical 37W LED data
38W Real data

street optic 37W LED data
38W Real data

220-240V 0/50/60Hz
☉ DALI, Surge and Thermal protection included

A / A+ / A++

5 mm extra clear glass
cable input Ø 7-13 mm

IP66 - IK08 - Class I

available colours

- .06 grey
- .08 anthracite

surface finish on request

- .01 black
- .02 white
- .07 corten
- .09 bronze

symmetrical 45W Nominal power
max. 700mA (*)
4 channels + 1 channel NTC

A / A+ / A++

5 mm extra clear glass
cable input Ø 7-13 mm

IP66 - IK08
Class III

available colours

- .06 grey
- .08 anthracite

surface finish on request

- .01 black
- .02 white
- .07 corten
- .09 bronze

notes

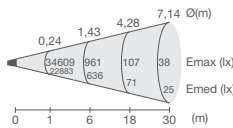
(*) power supply excluded
to be ordered separately

13° Spot

CODE / LED colour

88 40 311

88 40 311 - 3000K (2060lm)
88 40 361 - 4000K (2290lm)



other LED colour on request
88 40 391 - 2700K

13°
16820 cd/klm

10° Spot

CODE / LED colour

88 40 301 - RGBW



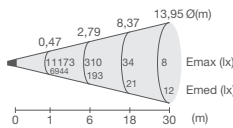
other LED colour on request

26° Medium

CODE / LED colour

88 40 313

88 40 313 - 3000K (3635lm)
88 40 363 - 4000K (4035lm)



other LED colour on request
88 40 393 - 2700K

26°
307 cd/klm

30° Medium

CODE / LED colour

88 40 303 - RGBW



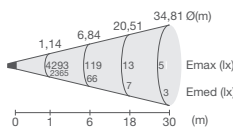
other LED colour on request

60° Large

CODE / LED colour

88 40 318

88 40 318 - 3000K (3800lm)
88 40 368 - 4000K (4220lm)



other LED colour on request
88 40 398 - 2700K

60°
1137 cd/klm

60° Large

CODE / LED colour

88 40 308 - RGBW



other LED colour on request

↑ simulated real data

↑ preliminary data

107°x 90°
Asymmetrical

CODE / LED colour

88 40 419

88 40 419 - 3000K (2600lm)
88 40 469 - 4000K (2600lm)



D. 5m
Distance 10m
Large 5m
Em = 20lux
■ 24 lux
■ 23 lux
■ 22 lux
■ 21 lux
■ 20 lux

other LED colour on request
88 40 499 - 2700K

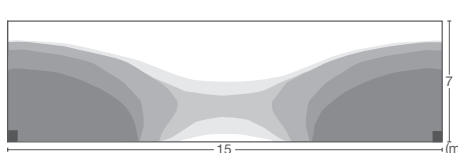
107°x 90°
424 cd/klm

Street optic

CODE / LED colour

88 40 418

88 40 418 - 3000K (3490lm)
88 40 468 - 4000K (3490lm)



H. 5m
Distance 15m
Large 7m
Em = 15lux
■ 19 lux
■ 18 lux
■ 17 lux
■ 16 lux
■ 15 lux

other LED colour on request
88 40 498 - 2700K

103°x 155°
554 cd/klm

↑ simulated real data

↑ preliminary data

Accessori | Accessories



89 56 135
REGO 24
controller max. 24 LED
4 canali (max. 6 LED/canale)
max. 40W, out 500mA



89 56 110
REGO 48
controller max. 48 LED
4 canali DMX-RDM (max. 12 LED/canale)
IN max. 60V-135W, out 350/500/700mA

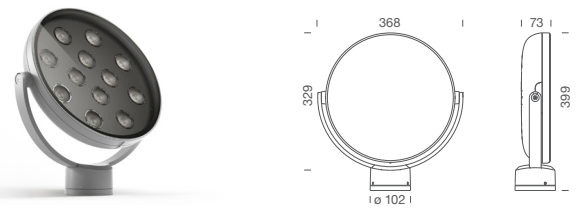



89 56 115
REGO 384
controller max. 384 LED
32 canali DMX-RDM (max. 12 LED/canale)
IN max. 60V-1080W, out 350/500/700mA

SUN LARGE floodlight

White LED colour

Dynamic LED colour



SUN LARGE floodlight

SUN LARGE floodlight

symmetrical 72W LED data
76W Real data

asymmetrical 74W LED data
76W Real data

street optic 74W LED data
76W Real data

220-240V 0/50/60Hz
DALI, Surge and Thermal protection included

A / A+ / A++

5 mm extra clear glass
cable input Ø 7-13 mm

IP66 - IK08 - Class I

available colours

- .06 grey
- .08 anthracite

surface finish on request

- .01 black
- .02 white
- .07 corten
- .09 bronze

symmetrical 60W Nominal power
max. 700mA (*)
4 channels + 1 channel NTC

A / A+ / A++

5 mm extra clear glass
cable input Ø 7-13 mm

IP66 - IK08
Class III

available colours

- .06 grey
- .08 anthracite

surface finish on request

- .01 black
- .02 white
- .07 corten
- .09 bronze

notes

(*) power supply excluded
to be ordered separately

Beam Angle	CODE / LED colour	88 40 611	88 40 613	88 40 618
13° Spot	88 40 611 - 3000K (4120lm) 88 40 661 - 4000K (4570lm)			
	other LED colour on request 88 40 691 - 2700K	13° 16820 cd/klm	26° 3078 cd/klm	60° 1137 cd/klm
26° Medium	88 40 613 - 3000K (7270lm) 88 40 663 - 4000K (8070lm)			
	other LED colour on request 88 40 693 - 2700K			
60° Large	88 40 618 - 3000K (7600lm) 88 40 668 - 4000K (8440lm)			
	other LED colour on request 88 40 698 - 2700K			

Beam Angle	CODE / LED colour
10° Spot	88 40 601 - RGBW
	other LED colour on request
30° Medium	88 40 603 - RGBW
	other LED colour on request
60° Large	88 40 608 - RGBW
	other LED colour on request

84° x 70° Asymmetrical	CODE / LED colour 88 40 719 - 3000K (5400lm) 88 40 769 - 4000K (5400lm)	88 40 719		D. 5m Distance 20m Large 7m Em = 24lux 24 lux 23 lux 22 lux 21 lux 20 lux
	other LED colour on request 88 40 799 - 2700K	84° x 70° 433 cd/klm		
153° x 103° Street optic	CODE / LED colour 88 40 718 - 3000K (6980lm) 88 40 768 - 4000K (6980lm)	88 40 718		H. 5m Distance 25m Large 7m Em = 19lux 14 lux 13 lux 12 lux 11 lux 11 lux
	other LED colour on request 88 40 798 - 2700K	153° x 103° 554 cd/klm		

Accessori | Accessories

89 56 135
REGO 24
controller max. 24 LED
4 canali (max. 6 LED/canale)
max. 40W, out 500mA

89 56 110
REGO 48
controller max. 48 LED
4 canali DMX-RDM (max. 12 LED/canale)
IN max. 60V-135W, out 350/500/700mA


89 56 115
REGO 384
controller max. 384 LED
32 canali DMX-RDM (max. 12 LED/canale)
IN max. 60V-1080W, out 350/500/700mA

BLEND collection

Design by
Marco Acerbis

Una famiglia di paletti e di applique caratterizzata da equilibrio tra forma scultorea e tecnologia illuminotecnica. La collezione è molto ampia e con diverse alternative di illuminazione. La luce, oltre ad illuminare l'ambiente intorno, gioca con l'oggetto lampada rivelandone e valorizzandone i volumi. Blend, in tutte le sue varianti, è un oggetto esteticamente gradevole anche spento, grazie al suo design che interagisce con la luce diurna, creando ombre e morbidezza visiva. L'applique è studiata per consentire una bi-emissione con ottica diffusa.

A complete range of lighting poles and wall lamps distinguished by the balance that has been struck between sculptural form and lighting technology. It is a very wide-ranging collection, providing various lighting alternatives. The light, not only illuminates the surrounding area but also makes a feature of the bulb, revealing and adding value to spaces. The blend which is achieved, in all its variations, is aesthetically pleasing even when switched off, as its design interacts with the day light, creating shadows and visual softness. The wall light is designed to enable dual lighting using diffused optics.





INFORMAZIONI TECNICHE

Corpo in lega di alluminio verniciato e resistente alla corrosione. Testa di chiusura realizzata in pressofusione di alluminio verniciato e resistente alla corrosione. Protezione con trattamento di anodizzazione, fondo con polveri epossidiche e verniciatura poliester.

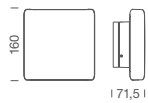
TECHNICAL INFORMATION

Body made corrosion resistant, aluminium alloy. Closing head made in corrosion resistant and painted die cast aluminium. Protection with anodizing treatment, epoxy powder base coating and polyester painting.



BLEND applique

White LED colour



BLEND applique

single-emission 6W LED data CRI >80
7,5W Real data

available colours
○ .02 white
● .06 grey

double-emission 12W LED data CRI >80
13,5W Real data

surface finish on request

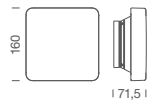
- .01 black
- .07 corten
- .08 anthracite
- .09 bronze

220-240V 50/60Hz
DALI on request
A / A+ / A++

cable input Ø 7÷13 mm
PMMA diffuser

Class I

White LED colour



BLEND applique

diffuse-emission 12W LED data CRI >80
12,5W Real data

available colours
○ .02 white
● .06 grey

220-240V 50/60Hz
DALI on request
A / A+ / A++

surface finish on request

- .01 black
- .07 corten
- .08 anthracite
- .09 bronze

cable input Ø 7÷13 mm
PMMA diffuser

Class I

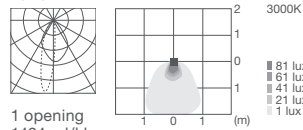
64°
1 Opening



CODE / LED colour

16 10 117

16 10 117 - 3000K (573lm)
16 10 167 - 4000K (596lm)



1 opening
1424 cd/klm

other LED colour on request
16 10 197 - 2700K

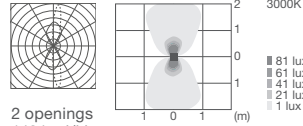
64°
2 Openings



CODE / LED colour

16 10 217

16 10 217 - 3000K (1146lm)
16 10 267 - 4000K (1192lm)



2 openings
1424 cd/klm

other LED colour on request
16 10 297 - 2700K

↑ preliminary real data

↑ preliminary data

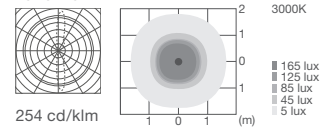
Diffuse



CODE / LED colour

16 10 116

16 10 116 - 3000K (1197lm)
16 10 166 - 4000K (1245lm)



254 cd/klm

other LED colour on request
16 10 196 - 2700K

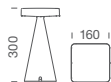
↑ preliminary real data

↑ preliminary data



BLEND bollard

White LED colour



BLEND bollard h. 300 mm

double-emission 12W LED data CRI >80
12,5W Real data

220-240V 50/60Hz
A / A+ / A++

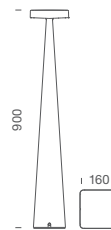
cable input Ø 7÷13 mm
IP68 connector included
PMMA diffuser

Class I

available colours
● .06 grey

surface finish on request
● .01 black
○ .02 white
● .07 corten
● .08 anthracite
● .09 bronze

White LED colour



BLEND bollard h. 900 mm

double-emission 12W LED data CRI >80
12,5W Real data

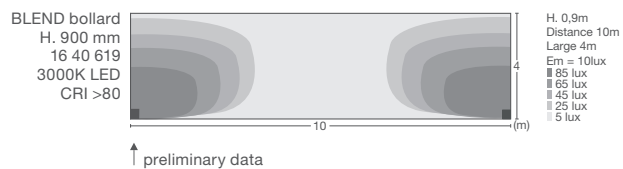
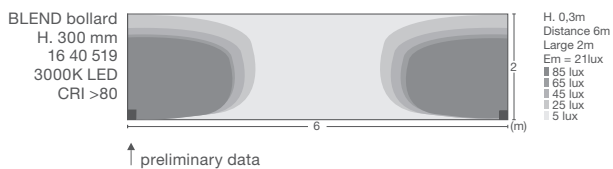
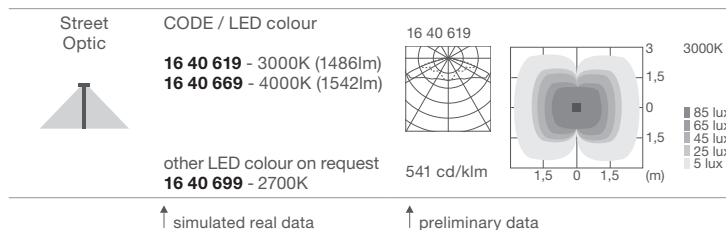
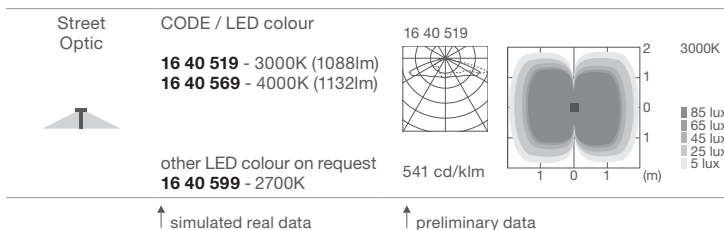
220-240V 50/60Hz
DALI on request
A / A+ / A++

cable input Ø 7÷13 mm
IP68 connector included
PMMA diffuser

Class I

available colours
● .06 grey

surface finish on request
● .01 black
○ .02 white
● .07 corten
● .08 anthracite
● .09 bronze



TEAM collection

Design by
Marco Acerbis

Paletto e segnapasso da parete di grande eleganza e capacità di giocare con la luce d'ambiente quando spento, grazie alle velette laterali che ne disegnano il profilo. Disponibile in due dimensioni e con ottiche studiate appositamente per avere la massima apertura di fascio luminoso. TEAM può essere alimentato da un cavo predisposto nel muro o può essere composto in serie, collegando gli elementi con un cavo esterno.

Bollard and wall mounted step marker with great elegance and ability to play with the environment light when it is switched off, due to the side winglets that draw the profile. Available in two dimensions and with specially designed optical system to have the widest opening beam. TEAM can be powered by a wire which is coming from the wall or can be composed in series by connecting elements with an external wire.





INFORMAZIONI TECNICHE

Cornice frontale e coperchio posteriore in pressofusione di alluminio verniciato e resistente alla corrosione. Protezione con trattamento di anodizzazione, fondo con polveri epossidiche e verniciatura al poliestere. Viti in acciaio inox A4, staffa di fissaggio a parete in acciaio inox verniciato. Assenza di viti a vista. Lente diffondente in metacrilato ad

elevato rendimento. Questo permette di avere una elevata interdistanza di installazione dei più apparecchi mantenendo un illuminamento uniforme. Prodotto funzionante a tensione di rete.

TECHNICAL INFORMATION

Front frame and back body made in die-cast aluminium alloy, painted and resistant to corrosion. Protection by means of anodizing treatment, first layer of epoxy powder and polyester final painting. A4 stainless steel screws, wall fixing bracket made in painted stainless steel. No visible screws. Diffusing lens made in methacrylate with high lighting performances. That allows a

big interdistance of installation between fittings, while having uniform lighting. Product operated by mains voltage.

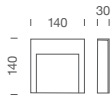


TEAM collection

White LED colour



89 45 122
recessed box



White LED colour



89 45 123
recessed box



TEAM recessed (*)

TEAM small 7,2W LED data
8W Real data

220-240V 50/60Hz
☉ Triac Dimmable

A / A+ / A++

IP68 connector included
Cable input max. Ø 7 mm

IP65 - IK08
Class I

available colours
● .06 grey

surface finish on request
● .01 black
○ .02 white
● .07 corten
● .08 anthracite
● .09 bronze

**(*) Recessed box
to be ordered separately**

TEAM recessed (*)

TEAM medium 14,4W LED data
16W Real data

220-240V 50/60Hz
☉ Triac Dimmable

A / A+ / A++

IP68 connector included
Cable input max. Ø 7 mm

IP65 - IK08
Class I

available colours
● .06 grey

surface finish on request
● .01 black
○ .02 white
● .07 corten
● .08 anthracite
● .09 bronze

**(*) Recessed box
to be ordered separately**

TEAM small
10° x 60°
Asymmetrical

code / LED colour
34 80 119 - 3000K (480lm)
34 80 169 - 4000K (510lm)

other LED colour on request
34 80 199 - 2700K

**+ 89 45 122 recessed box
to be ordered separately**



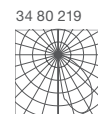
82° x 55°
387 cd/klm

TEAM medium
10° x 60°
Asymmetrical

code / LED colour
34 80 219 - 3000K (960lm)
34 80 269 - 4000K (1020lm)

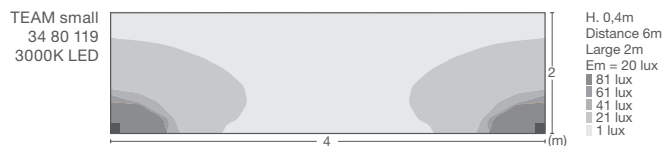
other LED colour on request
34 80 299 - 2700K

**+ 89 45 123 recessed box
to be ordered separately**

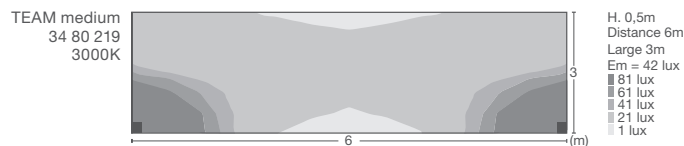


87° x 50°
755 cd/klm

↑ real data



↑ real data



Accessori | Accessories



Controcassa per cemento

89 45 122
Controcassa per cemento TEAM small
89 45 123
Controcassa per cemento TEAM medium



Controcassa per cartongesso

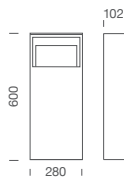
89 45 120
Controcassa per cartongesso TEAM small
89 45 121
Controcassa per cartongesso TEAM medium



White LED colour



H. 600 mm



TEAM bollard

single-emission 11W LED data
12,1W Real data

available colours
● .06 grey

double-emission 2 x 11W LED data
24,2W Real data

surface finish on request
● .01 black
○ .02 white
● .07 corten
● .08 anthracite
● .09 bronze

220-240V 50/60Hz
○ Triac Dimmable

A / A+ / A++

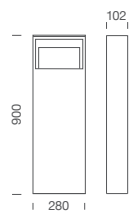
IP68 connector included
15 mm anti-UV polycarbonate diffuse

IP65 - IK05
Class I

White LED colour



H. 900 mm



TEAM bollard

single-emission 11W LED data
12,1W Real data

available colours
● .06 grey

double-emission 2 x 11W LED data
24,2W Real data

surface finish on request
● .01 black
○ .02 white
● .07 corten
● .08 anthracite
● .09 bronze

220-240V 50/60Hz
○ Triac Dimmable

A / A+ / A++

IP68 connector included
15 mm anti-UV polycarbonate diffuse

IP65 - IK05
Class I

H. 600 mm single emission
10° x 60°
Asymmetrical

code / LED colour

34 40 419

34 40 419 - 3000K (662lm)
34 40 469 - 4000K (1070lm)



other LED colour on request
34 40 499 - 2700K

87° x 50°
755 cd/klm

H. 600 mm double emission
10° x 60°
Asymmetrical

code / LED colour

34 40 519

34 40 519 - 3000K (662lm)
34 40 569 - 4000K (1070lm)



other LED colour on request
34 40 599 - 2700K

87° x 50°
755 cd/klm

H. 900 mm single emission
10° x 60°
Asymmetrical

code / LED colour

34 40 619

34 40 619 - 3000K (662lm)
34 40 669 - 4000K (1070lm)



other LED colour on request
34 40 699 - 2700K

87° x 50°
755 cd/klm

H. 900 mm double emission
10° x 60°
Asymmetrical

code / LED colour

34 40 719

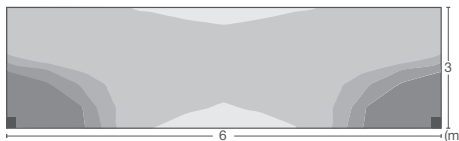
34 40 719 - 3000K (662lm)
34 40 769 - 4000K (1070lm)



other LED colour on request
34 40 799 - 2700K

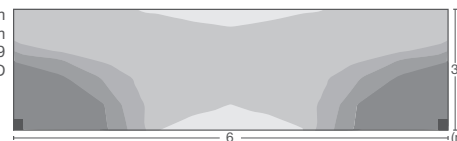
87° x 50°
755 cd/klm

TEAM medium bollard H. 600 mm
34 40 419
3000K LED



H. 0,6m
Distance 6m
Large 3m
Em = 42 lux
■ 81 lux
■ 61 lux
■ 41 lux
■ 21 lux
■ 1 lux

TEAM medium bollard H. 600 mm
34 40 619
3000K LED



H. 0,9m
Distance 6m
Large 3m
Em = 39 lux
■ 81 lux
■ 61 lux
■ 41 lux
■ 21 lux
■ 1 lux

MONACO medium

Monaco è una famiglia di applique dal design sofisticato ed essenziale: un cilindro che si applica a facciata, disponibile nelle versioni a singola e doppia emissione, in grado di garantire una perfetta illuminazione di qualunque punto della superficie, sia verso l'alto che verso il basso. Una soluzione ideale per porticati e giardini.

MONACO is a family of fittings for functional lighting, with a design of great refinement and elegance. A cylinder that applies on the facade and on the pole. The wall lights are available in versions with single and double emission: in this way, the perfect illumination of any point of the surface is guaranteed, both upwards and downwards.





INFORMAZIONI TECNICHE

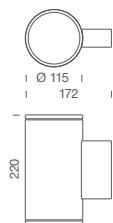
Corpo in lega di alluminio estruso verniciato e resistente alla corrosione. Flangia di chiusura in pressofusione di alluminio verniciato e resistente alla corrosione. Protezione con trattamento di anodizzazione, fondo con polveri epossidiche e verniciatura poliesteri. Viti in acciaio inox A4.

TECHNICAL INFORMATION

Body made of extruded aluminium alloy, corrosion resistant. Die-cast aluminium closing flange, corrosion resistant. Protection with anodizing treatment, epoxy powder base coating and polyester painting. A4 stainless steel screws.



White LED colour



MONACO medium applique

single-emission 10W LED data
11W Real data

available colours

- .06 grey
- .02 white

double-emission 2 x 10W LED data
22W Real data

surface finish on request

- .01 black
- .07 corten
- .08 anthracite
- .09 bronze

220-240V 50/60Hz
Surge protection included
A / A+ / A++

cable 1,5 m 3 x 1,5 mm²
15 mm extra clear glass

IP68 - IK08

<p>14° Spot 1 Opening</p>	<p>code / LED colour</p> <p>53 80 111 - 3000K (573lm) 53 80 161 - 4000K (626lm)</p> <p>other LED colour on request 53 80 191 - 2700K</p>	<p>53 80 111</p> <p>14° 16820 cd/klm</p>	<p>2,5 3000K</p> <p>18 lux 14 lux 10 lux 6 lux 2 lux</p>
<p>60° Large 1 Opening</p>	<p>code / LED colour</p> <p>53 80 118 - 3000K (1055lm) 53 80 168 - 4000K (1152lm)</p> <p>other LED colour on request 53 80 198 - 2700K</p>	<p>53 80 118</p> <p>60° 1137 cd/klm</p>	<p>1,5 3000K</p> <p>36 lux 28 lux 20 lux 12 lux 4 lux</p>
<p>10° Spot 2 Openings</p>	<p>code / LED colour</p> <p>53 80 211 - 3000K (2x573lm) 53 80 261 - 4000K (2x626lm)</p> <p>other LED colour on request 53 80 291 - 2700K</p>	<p>53 80 211</p> <p>14° 16820 cd/klm</p>	<p>3 3000K</p> <p>36 lux 28 lux 20 lux 12 lux 4 lux</p>
<p>60° Large 2 Openings</p>	<p>code / LED colour</p> <p>53 80 218 - 3000K (2x1055lm) 53 80 268 - 4000K (2x1152lm)</p> <p>other LED colour on request 53 80 298 - 2700K</p>	<p>53 80 218</p> <p>60° 1137 cd/klm</p>	<p>3 3000K</p> <p>36 lux 28 lux 20 lux 12 lux 4 lux</p>
<p>10° Spot / 60° Large 2 Openings</p>	<p>code / LED colour</p> <p>53 80 215 3000K (573+1055lm) 53 80 265 4000K (626+1152lm)</p> <p>other LED colour on request 53 80 295 - 2700K</p>	<p>53 80 215</p> <p>14° + 60° 16820 cd/klm</p>	<p>3 3000K</p> <p>36 lux 28 lux 20 lux 12 lux 4 lux</p>

↑ simulated real data

↑ preliminary data

ARCHITECTURAL
INDOOR
LIGHTING





E Plus collection

Design by
Mama Design





INFORMAZIONI TECNICHE

Struttura dell'apparecchio in alluminio pressofuso verniciato a polvere con poliestere. Viteria in acciaio INOX A4. Cursore a molla in Nylon. Riflettore in alluminio anodizzato ad elevato rendimento luminoso e otturatore in Nylon caricato con sfere di vetro, colorazione nero opaco per un massimo confort visivo.

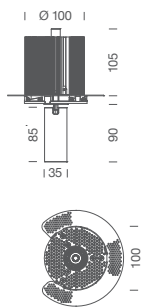
TECHNICAL INFORMATION

Luminaire structure in polyester powder coated die-cast aluminium. A4 stainless steel screws. Spring slider made in nylon. Reflector in anodised aluminium with high luminous efficiency and shutter made in nylon plus fiberglass, in matt black colour for maximum visual comfort.



E Plus collection - ceiling recessed

White LED colour

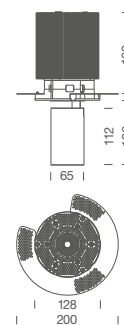


e2 plus

7W LED data
max. 250mA (*)
Surge protection included
A / A+ / A++
IP20
Class III

available colours
● .26 black
○ .27 white
notes
(*) power supply excluded to be ordered separately
Recessed box excluded

White LED colour



e4 plus

17W LED data
max. 500mA (*)
Surge protection included
A / A+ / A++
IP20
Class III

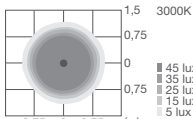
available colours
● .26 black
○ .27 white
notes
(*) power supply excluded to be ordered separately
Recessed box excluded

23° Spot

code / LED colour

94 20 093 - 2700K (326lm)
94 20 013 - 3000K (333lm)

94 20 013



23°
5644 cd/klm

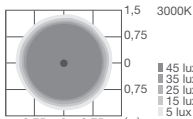
other LED colour on request
94 20 063 - 4000K (346lm)

23° Spot

code / LED colour

94 20 293 - 2700K (636lm)
94 20 213 - 3000K (649lm)

94 20 213



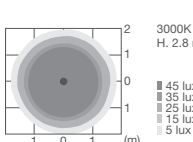
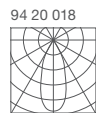
23°
5185 cd/klm

other LED colour on request
94 20 263 - 4000K (675lm)

40° Medium

code / LED colour

94 20 098 - 2700K (500lm)
94 20 018 - 3000K (511lm)



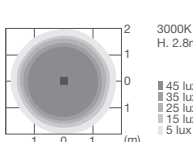
40°
2057 cd/klm

other LED colour on request
94 20 068 - 4000K (531lm)

47° Medium

code / LED colour

94 20 298 - 2700K (1104lm)
94 20 218 - 3000K (1127lm)



47°
1802 cd/klm

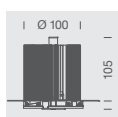
other LED colour on request
94 20 268 - 4000K (1172lm)

↑ real data

↑ real data

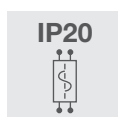
↑ preliminary data

Accessori | Accessories



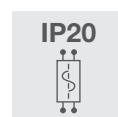
E2 Plus

94 20 900
Controcassa per cartongesso



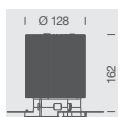
E2 Plus

89 56 036
Alimentatore (250mA)
IP20 max. 1 prodotto



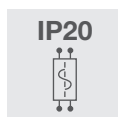
E2 Plus

89 56 116
Alimentatore dimmerabile (250mA)
1-10V PUSH DALI
IP20 max. 3 prodotti



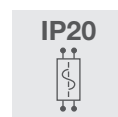
E4 Plus

94 20 920
Controcassa per cartongesso



E4 Plus

89 56 219
Alimentatore (500mA)
IP20 max. 1 prodotto



E4 Plus

89 56 116
Alimentatore dimmerabile (500mA)
1-10V PUSH DALI
IP20 max. 2 prodotti

PLATEK S.R.L.

P +39 030 68 18 201
E-MAIL INFO@PLATEK.EU
WWW.PLATEK.EU

REGISTERED OFFICE:
VIA PADERNO,19
25050 RODENGO SAIANO
(BS) ITALY

HEAD OFFICE:
VIA MARROCCO, 4
25050 RODENGO SAIANO
(BS) ITALY

[Download PDF Catalogue](#)

CONCEPT
PLATEK MARKETING

GRAPHIC DESIGN
PLATEK

PHOTOGRAPHY OF PRODUCTS
OTTAVIO TOMASINI
PLATEK MARKETING

THANKS TO
DANESI & BUZZONI
LUNDBERGDDESIGN
MAMA DESIGN
MARCO ACERBIS

PRINTING
COLOR ART
DATA PRINT
04/2018


PLATEK®

CATALOGO NOVITÀ 2018


Tutti i dati inseriti all'interno del catalogo News 2018
sono indicativi e NON definitivi.

NEWS CATALOGUE 2018


All information in the 2018 News catalogue
is indicative and subject to change.



NEWS 2018
PLATEK.EU/NEWS2018



CATALOGUE 2017
PLATEK.EU/DOWNLOAD



PLATEK.EU